

Featherlite[®]



TURNING THE
TABLES
IN YOUR FAVOUR

www.featherlitefurniture.com

over 9 million Chairs and

over 20 lakh Workstations installed

over 60 million sqft of office space fitted across India

over 35,000 corporate customers across India

over 6 lakh sqft Factory space

over 1 lakh sqft Warehousing space

Who we are


Incorporated in 1965 Featherlite is one of the leading furniture manufacturing organizations in India today providing complete office furniture solutions for all segments of the market through its strong base of direct and franchisee offices present across 62 locations in India.

Featherlite's core expertise lies in manufacturing and marketing extremely innovative, cost effective and customized office furniture such as modular workstations, chairs, partitions, desks, conference tables as well as educational, laboratory, & retail furniture, soft seating and fixtures.

Featherlite has demonstrated execution of mega, multi location projects without compromising on requirements of customers. The company manufactures more than 50,000 chairs and 15,000 workstations in a month. Operating from factory space spanning more than 3 lakh sq. feet, the company has over 20,000 esteemed customers pan India including giants like Cognizant, Mercedes-Benz, Hindustan Unilever, Caterpillar and several others.



Major Clients



Client logos are registered trademark of respective companies and these are used here for client list representation purpose only.

Global Standards & Certifications

Featherlite is a member of BIFMA and is one of the leading Indian brands offering environmentally sustainable products as per ANSI/BIFMA e3-2014 standards. BIFMA compliance gives manufacturers, suppliers, architects, designers and government agencies a benchmark for production of sustainable office / institutional furniture and seating products. This mark establishes performance criteria that address environmental, economic and social aspects throughout the supply chain.

Our commitment towards quality industrial practices,
environmental and social impact



Green Guard Gold certification from UL Environment indicates that material process or finished product meets extremely rigorous standards for low emission of volatile organic compounds (VOCs)

100% Solar

Featherlite, besides being a leading Furniture Manufacturer in India is also a responsible Corporate Citizen. The Company is one of the first manufacturing unit in the state of Karnataka to not only sign an MOU with the State Government but also to implement and generate 1 MW Solar Rooftop Photovoltaic system (SRTPV) on an industrial building.

The "State of the Art" manufacturing unit located at Hejjala, 20km from Bangalore has a rooftop area of 1 Lakh sq. ft. The Company has utilized every available roof space including canteen, two wheeler stand, car parking roof and canopies besides the main manufacturing unit in order to maximize the power generation & generates over 1MW of Solar Power.

A total number of 3,000 solar panels each generating 320Wp of power per day and 16 string invertors support the power generation and transmission to Power Receiving Yard. The system has been integrated with state power supply board and surplus power generated is fed into the grid. The system will produce 1.5 million units per annum of which 0.5 million units will be fed into the grid lighting scores of house holds. This major initiative by the company has reaffirmed Group's commitment to minimizing environment degradation by reducing Carbon Footprint and helping the Government to achieve "Electricity for All" by 2020 goal set by the Prime Minister.



Enrich

Enrich has a sleek under structure and deeply integrates art & practicability. The side cabinets deftly includes opening door cabinets, which can satisfy varied private storage demands. It's just a turn-back to switch between private space and an office space.





A
Vertical split storage



B
2 Door storage



C
Horizontal split storage



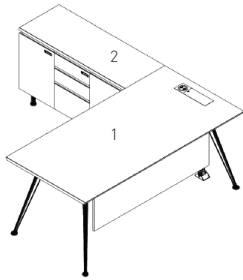
Enrich Discussion Table



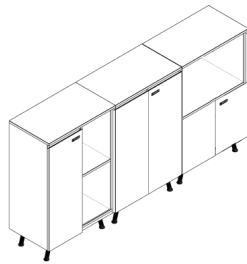
Enrich Conference Table

Note: Extension has to be pre determined and ordered for RHS / LHS

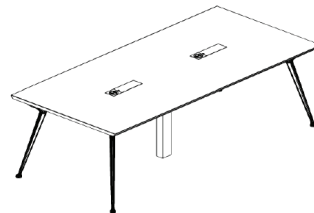
Technical Specifications



1. Main Table: W 1800 x D 900 x H 750mm
W 2100 x D 900 x H 750mm
2. Extension: W 1200 x D 450 x H 750mm



Storage A/B/C
W 750 x D 450 x H 1500mm



W 1800 x D 900 x H 750mm
W 2400 x D 1200 x H 750mm



Ø 900 x H 750mm
Ø 1050 x H 750mm
Ø 1200 x H 750mm

Enrich Wood

The Enrich wood is a perfect blend of sleek design and practicality. Its elegant understructure is not just a support system, it's a work of art that deeply integrates artistry with functionality. The side cabinets are a testament to this blend, featuring opening door cabinets that effortlessly cater to various private storage needs.

Enrich wood is more than just a piece of furniture; it's a versatile solution for modern workspaces. With its innovative design, it offers a seamless transition between private space and office space. Simply turn back the side cabinets to switch between a personal workstation and a collaborative office environment. It's a testament to thoughtful craftsmanship that enhances both the aesthetics and functionality of any workspace.

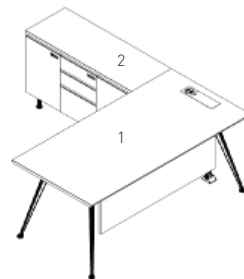




Movable Shelving Unit

Note: Extension has to be pre determined and ordered for RHS / LHS

Technical Specifications



- 1. Main Table: W 1800 x D 900 x H 750mm
W 2100 x D 900 x H 750mm
- 2. Extension: W 1200 x D 450 x H 750mm



Storage A/B/C
W 750 x D 450 x H 1500mm

Signature

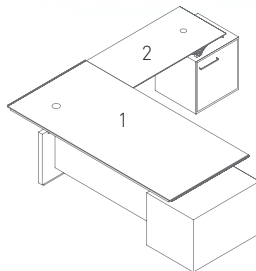
Reimagining the simple office desk as an object of refined sophistication, Signature is an executive design at the top of its game. The desk pairs a smooth glass surface with angular, cubic cabinets in a display of contrasts that makes Signature the deserved centre piece of the office environment.

It has a floating look & gives a streamlined user experience that focuses on practicality and space. A desk to make an impression and make life easy.

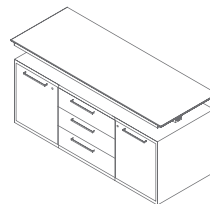


Note: Extension has to be pre determined and ordered for RHS / LHS

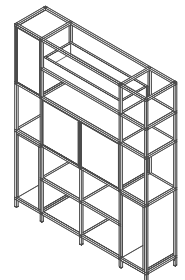
Technical Specifications



1. Main Table: W 2100 x D 1000 x H 750mm
W 2300 x D 1000 x H 750mm
2. Extension: W 1400 x D 550 x H 750mm



W 1500 x D 600 x H 750mm



1500 L x 350 D x 1800HT



Desk with Extention



Credenza



Tetris

Zen Executive Series

The Less The Better

Introducing Zen series, the new executive designs that harmonize space, form and function. Thoughtful, compact, yet sophisticated designs which offer an organised workspace. The relaxed colours combined with natural wood patterns deliver a pleasing experience at work





Executive Table with Extention



Zen Conference Table



Storage A
Storage 1 - 2nos.
Screen 1 - 1no.



Storage B
Storage 2 - 1no.
Storage 1 - 1no.
Screen 1 - 1no.

Note: Extension has to be pre determined and ordered for RHS / LHS

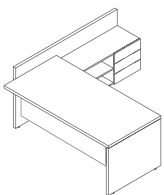
Technical Specifications

Executive Table(With Modesty)

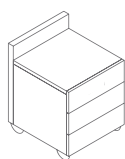
Pedestal on Castors

Conference

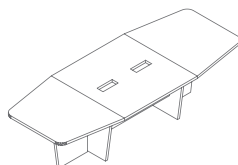
Standard Modules



W 1500 x D 900 x H 750mm
W 1800 x D 900 x H 750mm



W 450 x D 400 x H 450mm




W 3000 x D 1200 x H 750mm



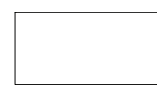
STORAGE 1
H700 x W750
x D400mm



STORAGE 2
H900 x W750
x D400mm



STORAGE 3
H1200 x W750
x D400mm



SCREEN 1
H900 x W1800
x D25mm



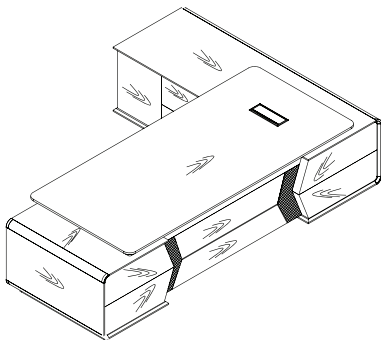
SCREEN 2
H900 x W900
x D25mm
(Used with a single storage)

Oasis

This meticulously crafted executive desk, featuring a spacious return, embodies timeless elegance through its warm wooden understructure. An integrated wire management system ensures a meticulously organized and professional workspace. Furthermore, the design incorporates a cross-border aesthetic, seamlessly blending industrial elements, a woven pattern reminiscent of BV, and clean lines. This interplay of textures fosters a multi-sensory experience, further enhanced by the luxurious combination of genuine leather and a metallic finish.



Technical Specifications



1. Main Table: GHB-D0224 2400W 1850D 750H
2. Extension: 1800W 600D

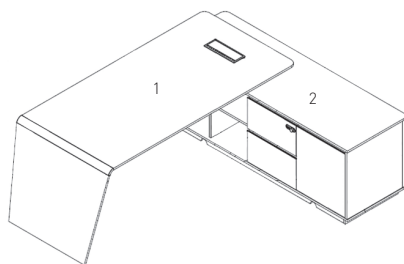
Urbane

Beautifully crafted Desk with an executive return, with wooden finish understructure making it a reflection of elegance and beauty. Executive desk supporting the wire management comprehensively, making the work, more humanized.



Technical Specifications

Note: Extension is made to fit both RHS / LHS



1. Main Table: W 2000 x D 800 x H 760mm
W 2400 x D 900 x H 760mm

2. Extension: W 1600 x D 550 x H 660
W 1800 x D 600 x H 660



Senate

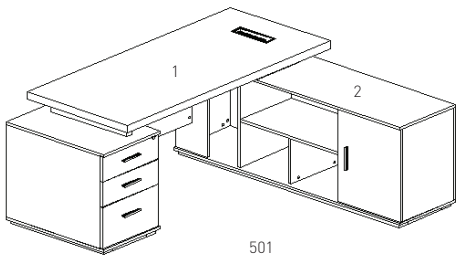
(HT-501/ 501A)

Senate is a desk inspired by the philosophies of minimalism and usability. Optimised to fit into and subtly enhance its environment, Senate is a desk for the design focused consumer. It has elegant & beautiful dark wood cabinets. This desk emerges as an object of sleek, uninterrupted lines that speaks of power in the workplace.

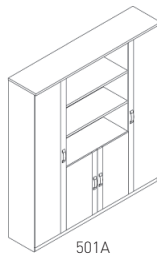


Technical Specifications

Note: Extension is made to fit both RHS / LHS



501



501A

1. Main Table: W 2000 x D 800 x H 780mm
W 2200 x D 800 x H 780mm

2. Extension: W 1010 x D 500 x H 650mm

W 1800 x D 400 x H 2000

Senate (HT-528)

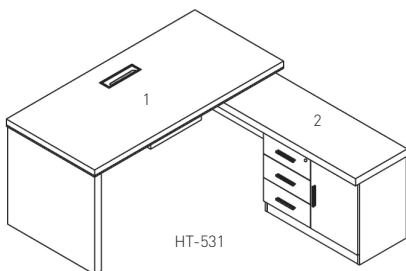


Senate (HT-531)

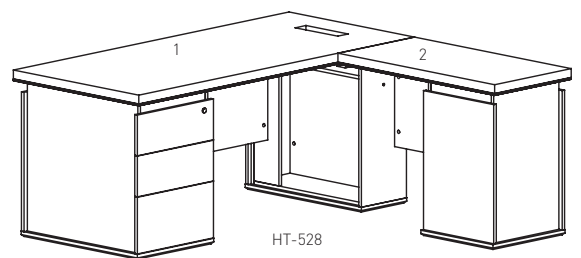


Technical Specifications

Note: Extension is made to fit both RHS / LHS



- 1. Main Table: W 1600 x D 750 x H 780mm
- 2. Extension: W 905 x D 440 x H 650



- 1. Main Table: W 1800 x D 750 x H 780mm
- 2. Extension: W 905 x D 440 x H 750mm

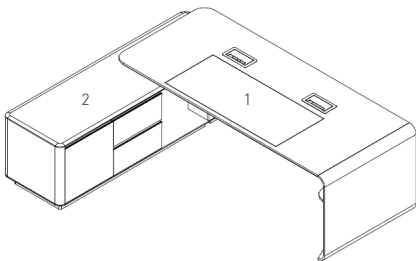
Elite

A classic L shape office table finished in rich walnut veneer integrates elements of uprightness and roundness, turning hard edges into modesty and humbleness. Smooth touch supports & roundness making it more appealing & beautiful.



Technical Specifications

Note: Extension has to be pre determined and ordered for RHS / LHS



- 1. Main Table: W 2200 x D 950 x H 760mm
- 2. Extension: W 1900 x D 600 x H 620mm



Collaborate

User friendly is the basis of Collaborate design; every detail shows the infinite satisfaction of all different needs. The main desktop comes with a Height adjustable side storage & a credenza. Over all setting supports different ways of working giving a break to the sedentary workstyle. Side stage has a pneumatic lifting function, which meets the need of sitting and standing posture, as well as for open discussions.



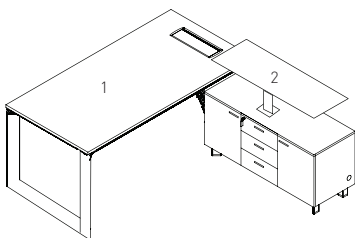
Collaborate Conference Table



Collaborate Discussion Table

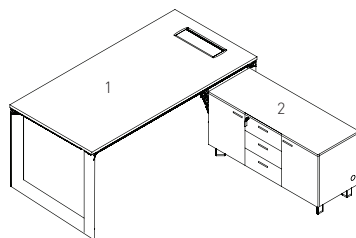
Technical Specifications

Note: Extension is made to fit both RHS / LHS



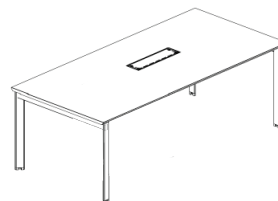
With Height Adjustable Extension

- 1. Main Table: W 1800 x D 900 x H 750mm
W 2100 x D 900 x H 750mm
- 2. Extension: W 1050 x D 450 x H 750mm



Without Height Adjustable Extension

- 1. Main Table: W 1800 x D 900 x H 750mm
W 2100 x D 900 x H 750mm
- 2. Extension: W 1050 x D 450 x H 750mm



- W 1500 x D 900 x H 750mm
- W 1800 x D 900 x H 750mm



- Ø 900 x H 750mm
- Ø 1050 x H 750mm
- Ø 1200 x H 750mm

Edge

Edge- designed to suit all your office needs. It is made to last, comes with a two year warranty, and is light on your budget. The very design of this product is such that it is extremely portable and easy to install. It is also possible to relocate, rearrange, and reassemble with great ease.

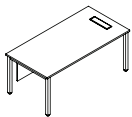


Edge Conference Table

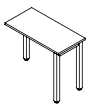
Technical Specifications

Note: Extension is made to fit both RHS / LHS

Configurations



Main Desk
W 1500 x D 750 x H 750
W 1800 x D 900 x H 750



Side Table
W 900 x D 450
H 750



Pedestal
W 400 x D 450
H 600

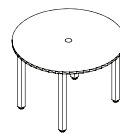


Storage 750
750x450x750 mm

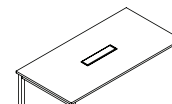


Main Desk
750 mm x 450 mm x 1200 mm

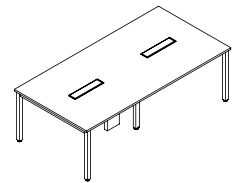
Discussion and Conference



4 Seater
E-DT
1050 Dia x H 750



6-8 Seater
E-CT
W 1800 x D 900 x H 750



8-10 Seater
E-CT
W 2400 x D 1200 x H 750

Unfussy and approachable, Integrate pairs down the classic office desk to its essentials. Providing everything the modern worker needs but with none of the complications. Integrate boasts a classic aesthetic with a modern twist. Angular legs and fixtures meet with beautiful pine surfaces in a piece of design that is attractive and beautiful.

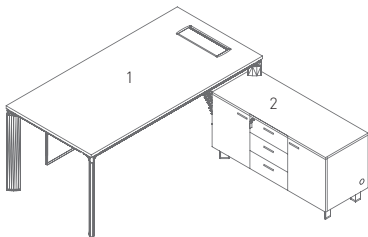
Integrate



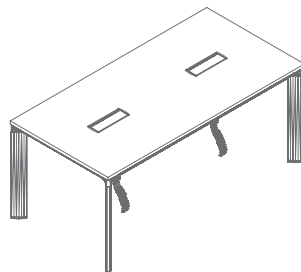
Integrate Conference Table

Technical Specifications

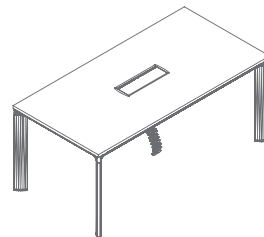
Note: Extension has to be pre determined and ordered for RHS / LHS



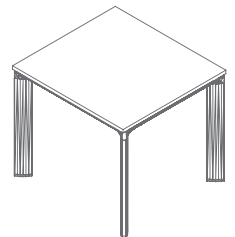
1. Main Table: W 1800 x D 900 x H 750mm
W 2100 x D 900 x H 750mm
2. Extension: W 1200 x D 450 x H 650mm



W 2400 x D 1200 x H 750mm



W 1800 x D 900 x H 750mm



W 1000 x D 1000 x H 750mm

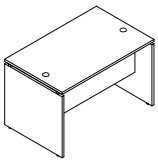
Versaline

Featherlite brings Versaline to your workspace. A complete collection of durable, economical, flexible and stylish office desks along with storage units to make the work environment stylish, efficient and spacious.

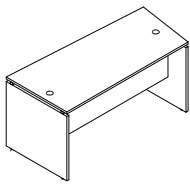


Technical Specifications

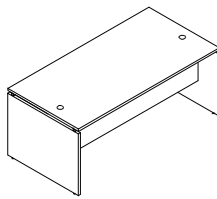
Note: Extension is made to fit both RHS / LHS



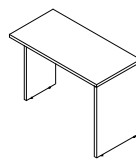
V-MT 1275
W 1200 x D 750 x H 750



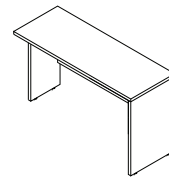
V-MT 1575
W 1500 x D 750 x H 750



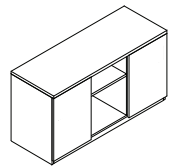
V-MT 1890
W 1800 x D 900 x H 750



V-ST 9045 (LH & RH)
W 900 x D 450 x H 750



V-ST 1245 (LH & RH)
W 1200 x D 450 x H 750



V-CZ
W 1200 x D 450 x H 750



V-MS 1



V-MS 2



V-ML 1



V-ML 2



Versaline Conference Table




Versaline Discussion Table

Technical Specifications

Discussion and Conference

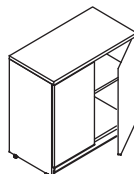


V-DT 1050
1050 DIA

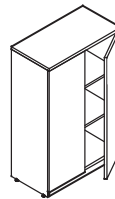


1. V-CT 1890: W 1800 x D 900 x H 750
2. V-CT 2412: W 2400 x D 1200 x H 750

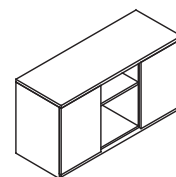
Storage



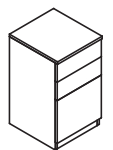
1. V-S 7575: W 750 x D 400 x H 750
2. V-S 9075: W 900 x D 400 x H 750



V-S 90120
W 900 x D 400 x H 1200



V-CZ
W 1200 x D 450 x H 750



V-2D1F
W 400 x D 435 x H 640

Switch High Table

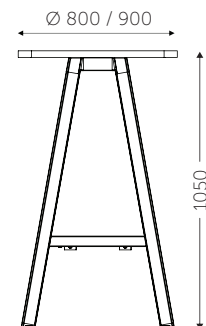
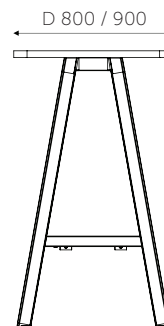
The high table switch with its sleek metal angular legs, designed to elevate the aesthetic and functionality of any office or cafeteria space. Crafted with precision and style, this table is more than just furniture; it's the result of an intricate study of ergonomics in office space management, aimed at enhancing user satisfaction and boosting productivity.

The High Table Switch is more than just a piece of furniture. It's a statement of modern design and thoughtful engineering. The angular legs not only provide stability and durability but also add a touch of elegance to any environment. Whether used in an office setting for collaborative work or in a cafeteria for casual meetings, this table is sure to make a lasting impression.



Technical Specifications

- 1800x900
- 1500x800
- 1200x800




Height Adjustable Table

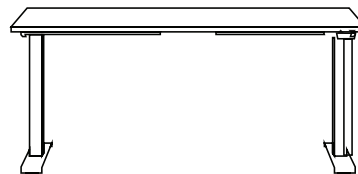
The Motorized Height Adjustable Table is the result of intricate study of ergonomics in office space management and the key to user satisfaction and increased productivity. By preventing a sedentary posture, they ensure reduced employee health risks. This high quality automated system coupled with its innovative and sleek design is another step towards better ergonomics.



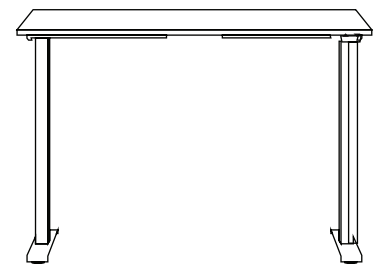
Technical Specifications



Digital remote with 4 programmable presets



Speed: 33mm/s
Max. Load Capacity: 90kg



Tables Dimensions: W 1500 x D 750mm
Height Range: 680 - 11800mm

Nomad

Nomad mobile white board and monitor stand simplifies the meetings & collaboration among the team members to generate innovative ideas. Designed with all technological capabilities and portability to support & enhance meetings, brain storming sessions & making it so flexible & agile in engaging the colleagues, in any part of the Office.



TV + Marker Board

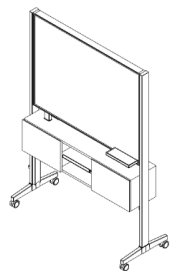


TV + Full Marker Board



2 Sided Full Marker Board

Specifications

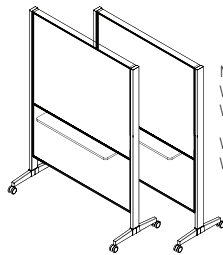


Marker Board:
W 1560 x H 900
W 1260 x H 900

Storage:
D 300 x H 300

A

W 1560 x D 560 x H 1800mm (for 65" T.V)
W 1260 x D 560 x H 1800mm (for 55" T.V)

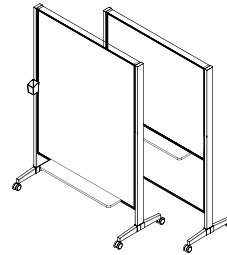


Marker Board:
W 1560 x H 900
W 1260 x H 900

Wooden Stand:
W 900 x D 150

B

W 1560 x D 560 x H 1800mm (for 65" T.V)
W 1260 x D 560 x H 1800mm (for 55" T.V)

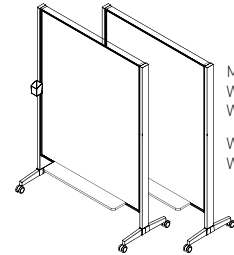


Marker Board:
W 1560 x H 1500
W 1260 x H 1500

Wooden Stand:
W 900 x D 150

C

W 1560 x D 560 x H 1800mm (for 65" T.V)
W 1260 x D 560 x H 1800mm (for 55" T.V)



Marker Board:
W 1560 x H 1500
W 1260 x H 1500

Wooden Stand:
W 900 x D 150

D

W 1560 x D 560 x H 1800mm (for 65" T.V)
W 1260 x D 560 x H 1800mm (for 55" T.V)

Folding Tables

Sleek and stylishly designed multi-purpose training tables, with lockable castors. Easy to assemble, fold, move and place into different configurations. This versatile table complements and enhances your corporate training area with its robust look and functionality.



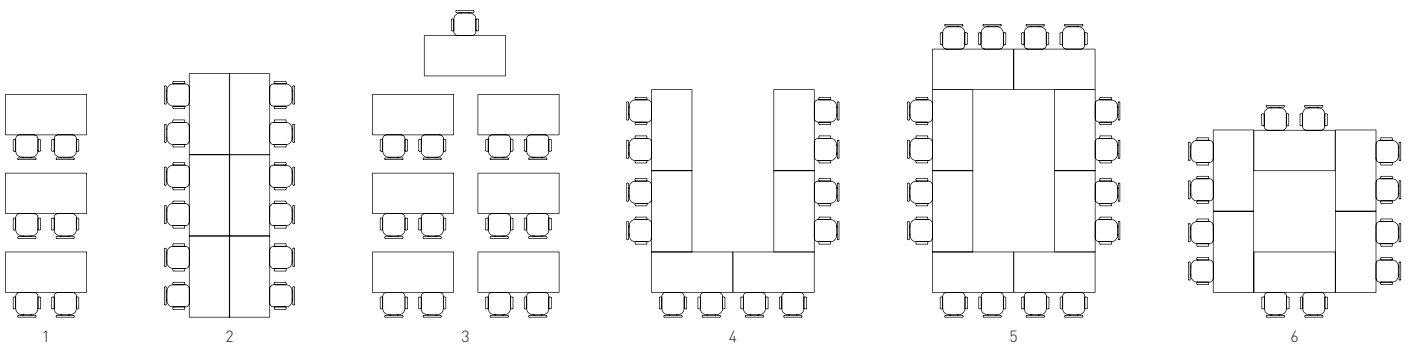
Inter Locking System



W 900 x D 600 x H 750mm
 W 1050 x D 600 x H 750mm
 W 1200 x D 600 x H 750mm
 W 1350 x D 600 x H 750mm
 W 1500 x D 600 x H 750mm

W 900 x D 750 x H 750mm
 W 1050 x D 750 x H 750mm
 W 1200 x D 750 x H 750mm
 W 1350 x D 750 x H 750mm
 W 1500 x D 750 x H 750mm

Combinations



Lockers

Wooden

Lockers offer you your own personal and private storage in a public space. These lockers defy convention in looks yet are robust and resilient making them ideal for industrial, leisure, public and commercial areas.



6 Drawers
W 400 x D 450 x H 1830



4 Drawers
W 400 x D 450 x H 1830



2 Drawers
W 400 x D 450 x H 1830



2 Drawers
W 400 x D 450 x H 1830
(Coat Storage)

Features



Digital Lock



Number Lock



Index Holder



Pad Lock

Lockers

Metal



6 Drawers
W 900 x D 4505 x H 1830




KD-042-4
W 380 x D 450 x H 1850



KD-042-6
W 760 x D 450 x H 1850

Features



Number Lock



Air Ventilation



Index Holder



Index Holder



Air Ventilation

Features



Air Ventilation

Executive Filing Cabinets

The executive range offers a filing capacity of 2.1 metres of linear storage. It has larger internal drawer dimensions, cleaner aesthetics and styled looks with a swan neck handle design.



KD-009
Filing Cabinet 4 Drawers
W 460 x D 620 x H 1331



Features



Full Extension Slides
Smooth telescopic
Full extension
Ball bearing drawer
Slides with anti rebound



Anti - tilt System
Anti-tilt mechanism
Allows only one drawer to
open at a time, preventing
topping of the cabinet

Cupboards



KD-099
Swing doors with four shelves,
4 levels of box files & 1 Locker
W 900 x D 400 x H 2015



KD-036
Swing glass doors with four shelves,
5 levels of box files
W 900 x D 400 x H 1850

Features



Adjustable Shelves
Easy adjustable shelves at
20mm pitch



European Lock
European design lock with handle
for easy operation lock

FEATHERLITE OFFICE SYSTEMS (P) LTD.

16/A, Millers Road, Vasanthnagar, Bangalore - 560 052.

CUSTOMER CARE

080 4719 1010

sales@featherlitefurniture.com

www.featherlitefurniture.com

Present in 66 locations

across India, also in Nepal, Sri Lanka, and U.A.E.



ONLINE STORE



STORE LOCATOR



SUSTAINABLE
FORESTRY
INITIATIVE



Wood from 3rd party certified for environmentally and socially responsible forestry management.